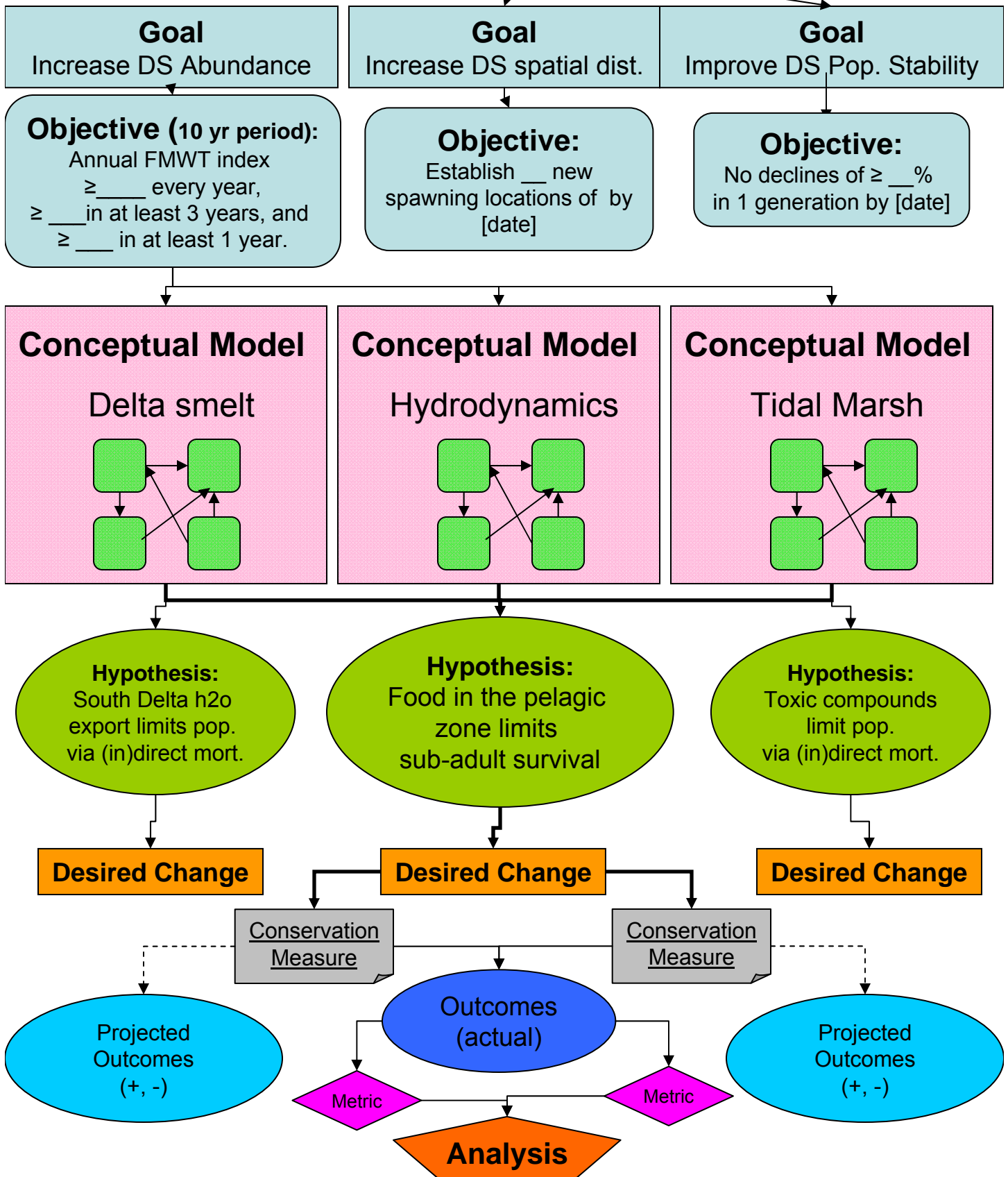


Elevation:
30,000 ft

Example "Flow" of the Logic Chain (Smelt)

11.18.09 Draft



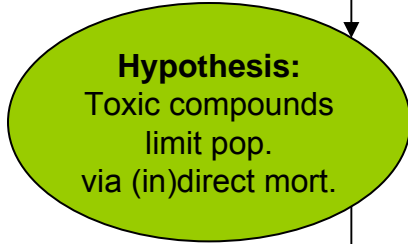
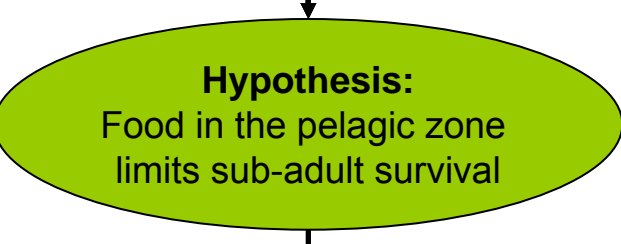
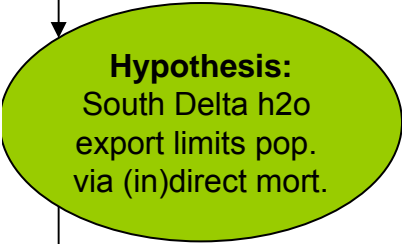
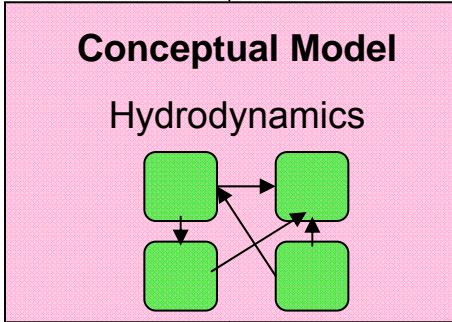
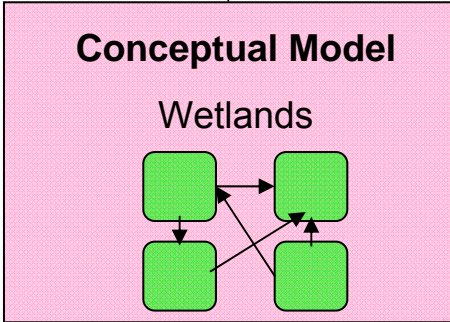
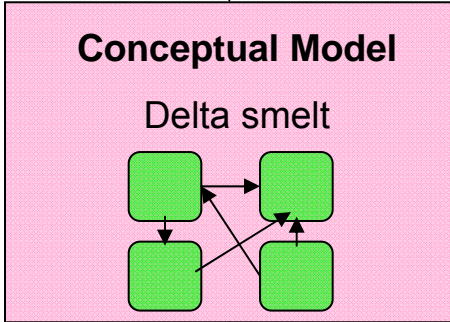
Elevation: 3,000 ft

Objective: DS abundance

GOAL
Increase DS abundance

Objective (within a 10 yr period):
Annual FMWT index \geq ___ every yr; \geq ___ in at least 3 yrs, & \geq ___ in at least 1 yr.

Metric¹



Desired Change

Desired Change
Increase DS late-spring food abundance/availability in Delta and Suisun Bay w/i 20 yrs of BDCP implementation by ___ %.

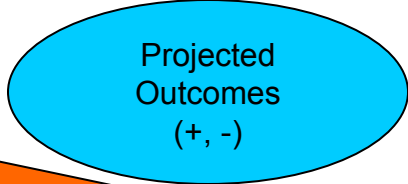
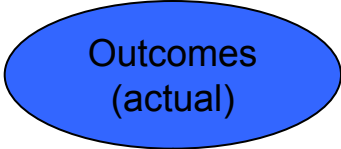
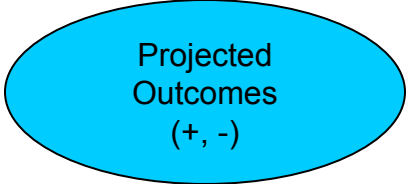
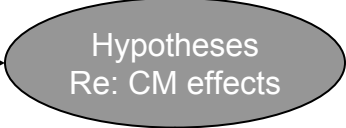
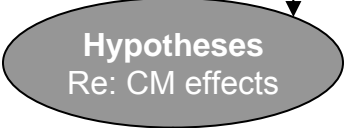
Desired Change

Metric²

Conservation Measure(s)
Tidal Marsh Restorations

Conservation Measure(s)
Floodplain restoration

Conservation Measure(s)
Operations



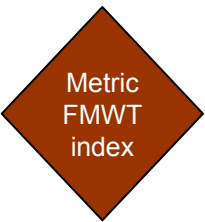
Metrics

Analysis

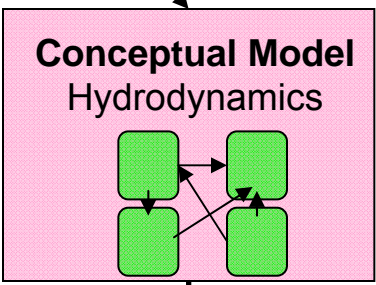
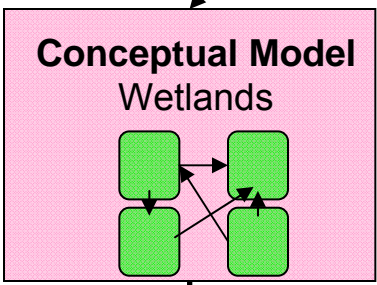
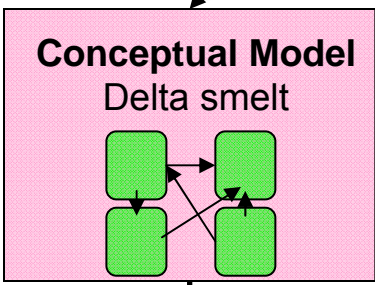
Elevation: 300 ft

Hyp: Food limits sub-adult survival

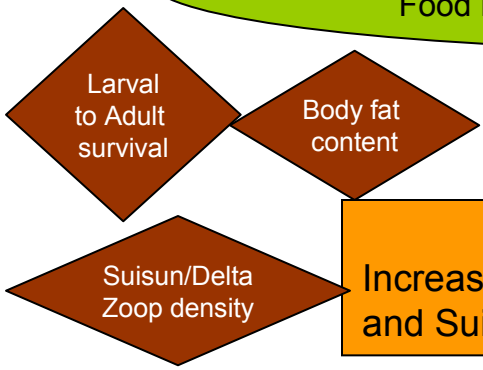
CM: Tidal Marsh Restorations



Objective (within a 10 yr period):
Annual FMWT index \geq ___ every yr;
 \geq ___ in at least 3 yrs, &
 \geq ___ in at least 1 yr.



Hypothesis:
Food in the pelagic zone limits sub-adult survival



Desired Change
Increase DS late-spring food abundance/availability in Delta and Suisun Bays w/i 20 yrs of BDCP implementation by ___%.

Conservation Measure
Cache Slough Tidal Marsh Restoration (HRCM 4)

CM
HRCM 5

CM
HRCM 6

CM
HRCM 7

CM
HRCM 8

CM
HRCM 9

Projected Outcomes (+, -)

Outcomes (actual)

Hypotheses Re: Tidal Marsh effects

Metrics
Net dissolved Org Carbon export

Metrics
Predator dens. In Marsh

Metrics
Net monthly export of specific DS prey species from restored marshes

Analysis